

Heartwood Charter School

Agenda for the Special Meeting of the Heartwood Charter School Board of Directors

Location: 170 Liberty School Road, Petaluma, CA 94930

Call in location: 55 Fire Rd, Woodacre, CA 94973

The meeting may be joined by phone: [\(US\) +1 507-473-4847](tel:+15074734847) Passcode: 347506

Or by video conference

Join Zoom Meeting: <https://us06web.zoom.us/j/89887705436?pwd=nQ9BT7UI06XsiCjIbf7Ow9SlmXRX6i.1&jst=2>

Thursday October 23, 2025

9:00 AM Public Session

Call to Order

- I. Roll Call
- II. Regular Meeting
 - A. Agenda Adjustments and Approval
- III. Approval of Meeting Minutes
- IV. Correspondence
- V. Public Comment
- VI. Reports and Information
 - A. Director's Report
 1. Staffing
 2. Academics
 - B. Finance
 1. Budget Report
- VII. Action Items
 - A. The Board will consider the personnel actions and approve, defer or agree to study further.
 - B. The Board will consider opening currently closed Bothin Program classes and approve, defer, or agree to study further.
 - C. The Board will consider the budget reallocations and approve, defer, or agree to study further.
- VIII. Consent Items
 - A.
- IX. Board Discussion – this time is reserved for Board members to address colleagues and staff about matters they believe need study or action. The President will direct what action he or she feels should be taken on any item introduced by a Board member.
 - A. Recent state legislation
 - B. School Climate Survey 2024-25 for Bothin Program
 - C. CASSPP test results for 2024-25
 - D. School initiatives for math improvement
 - E. Renewal
- X. Closed Session
 - A. Public Employee Performance Evaluation (Gov. Code section 54957(b)(1).)
- XI. Open Session
- XII. Action Taken in Closed Session
- XIII. Dates and Future Agenda Items conditions

XIV. Adjourn

Heartwood Charter

School Climate Survey Results 2024-25

Bothin Program

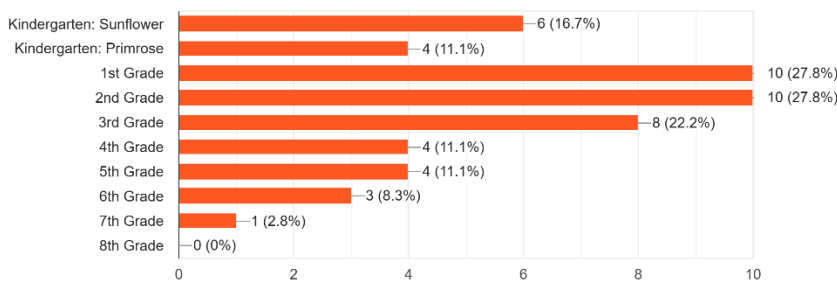
9/26/2025

Heartwood circulated a School Climate Survey again for the 2024-25 school year. The community was invited to take the survey on a Parent Square post, which went to all registered families in the Bothin program. Responses numbered 36, or about 21% of enrollment. Based on parent feedback, the invitation was later revised to allow parents to review each grade that their student participated in separately. This should allow better view of opinions for each grade.

Survey participation by grade:

In which grades were your children enrolled during the 2024-25 school year? (Please check all that apply)

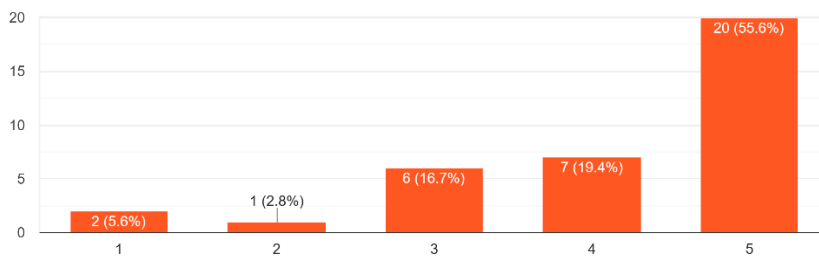
36 responses



Academic program results by lesson segment (5 is best)

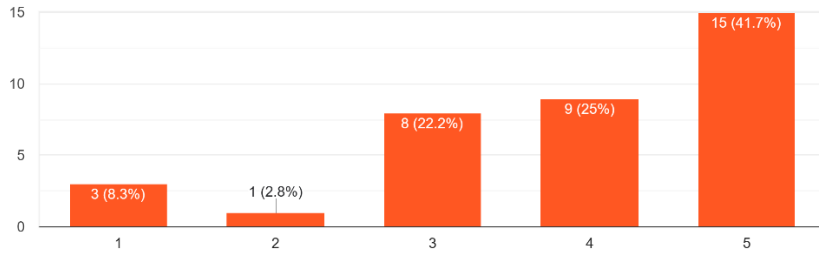
Main Lesson

36 responses



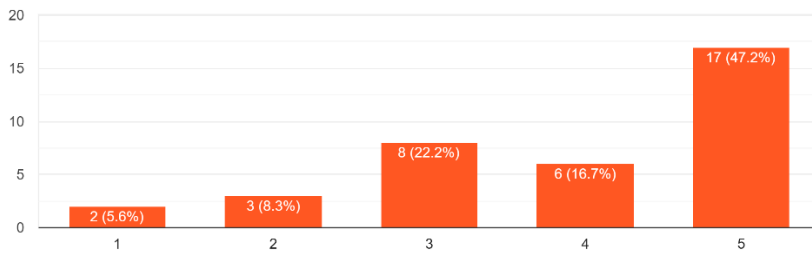
Math

36 responses



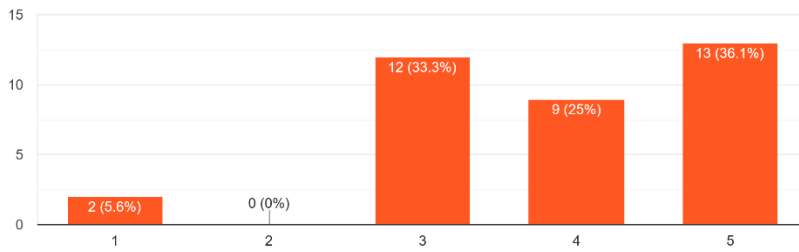
Language Arts

36 responses



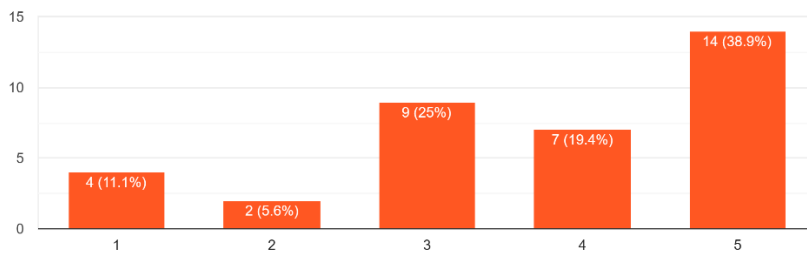
History/Social Studies

36 responses



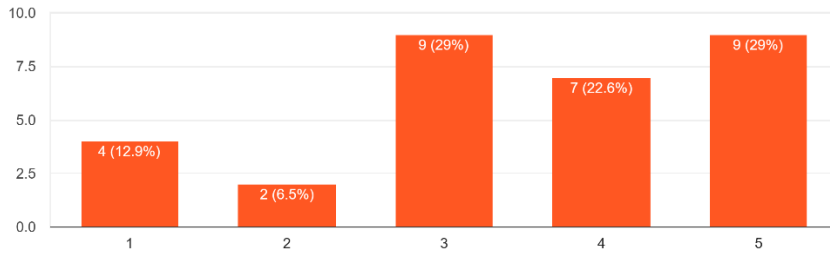
Science

36 responses



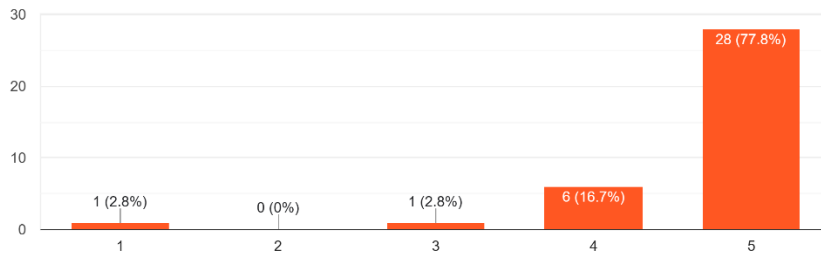
Mandarin

31 responses



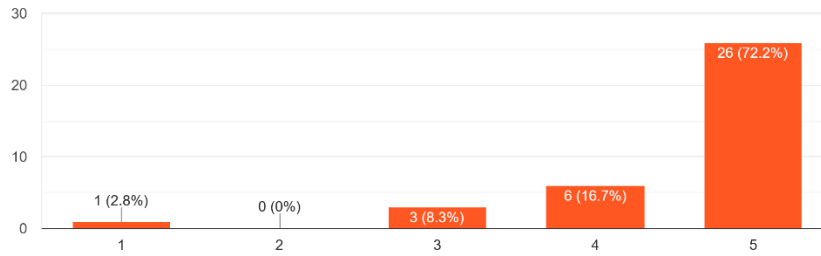
Handwork

36 responses



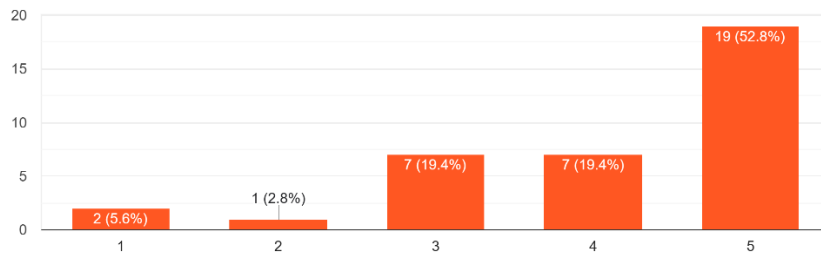
Music or Choir

36 responses



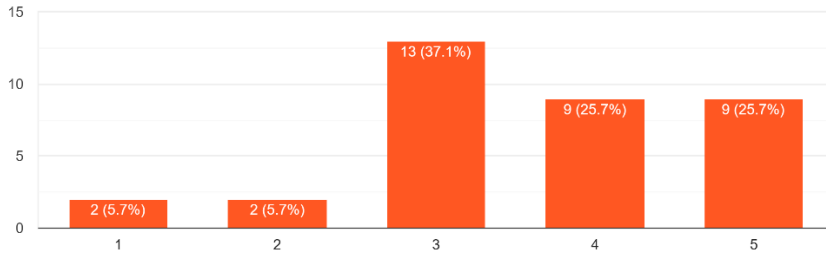
Eurythmy/Movement

36 responses



School Lunch (not academic, but part of the school day)

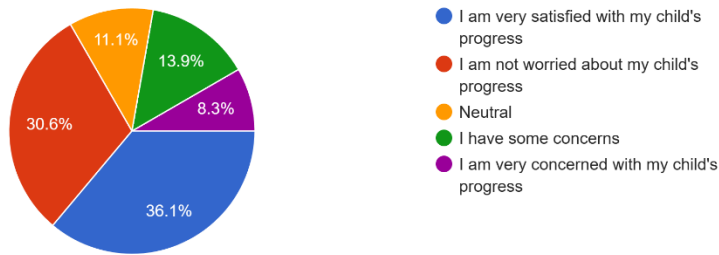
35 responses



The survey included a question about how well the parent feels the student is doing academically overall.

Given the current learning environment, how do you feel your child is doing academically in general?

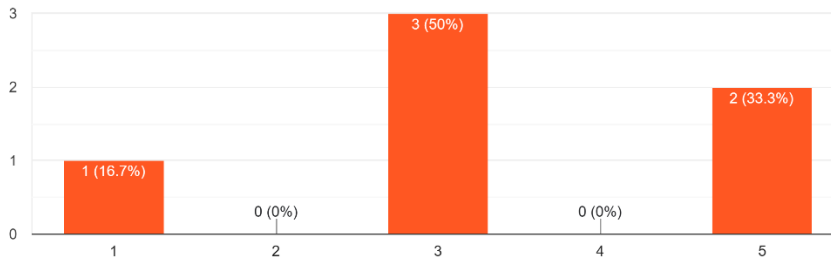
36 responses



Results Pertaining to Student Services (Special Education)

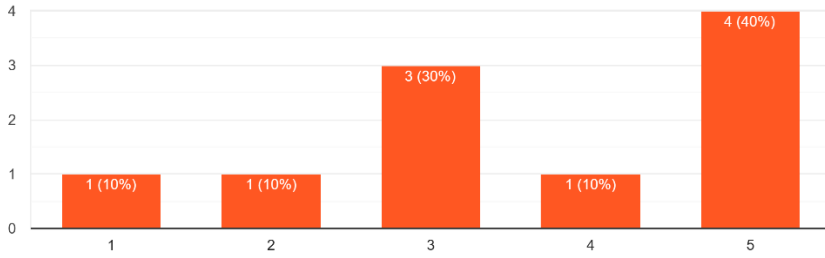
Tutoring on Zoom

6 responses



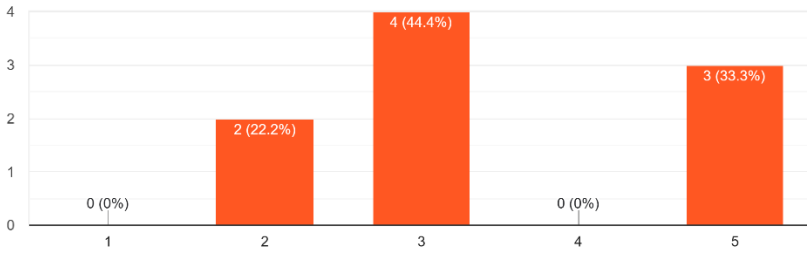
Intervention (SST's and related support)

10 responses



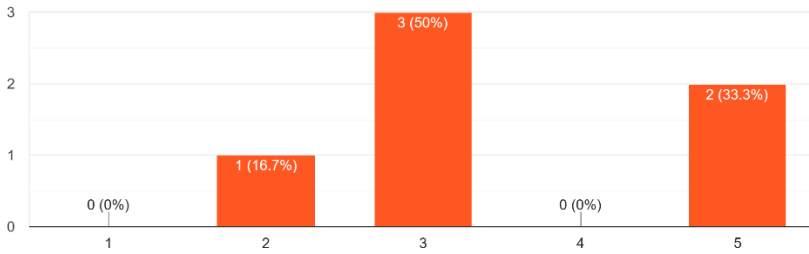
Special Education Services (IEPs)

9 responses



ELD - English Language Development support

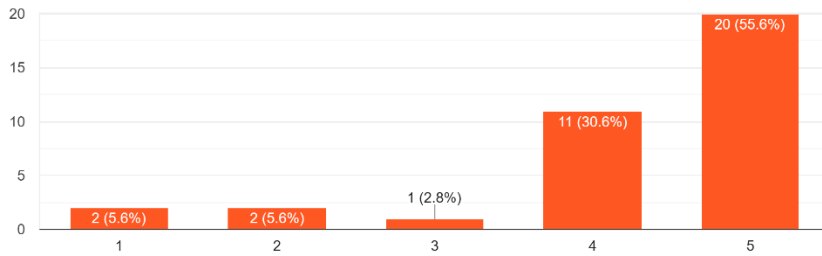
6 responses



Results about various aspects of the Waldorf Program

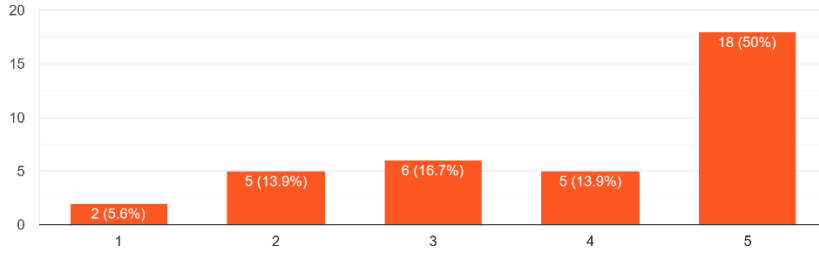
Emphasis on limited exposure to media at home

36 responses



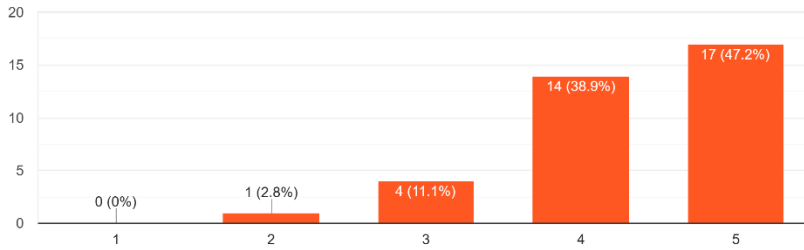
Class teacher stays with the class for multiple years

36 responses



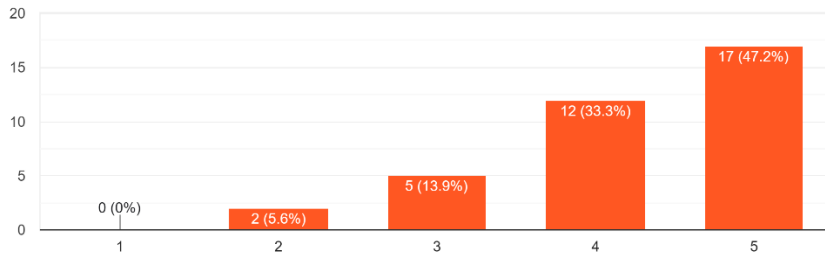
Attention to Waldorf Curriculum and Methodology

36 responses



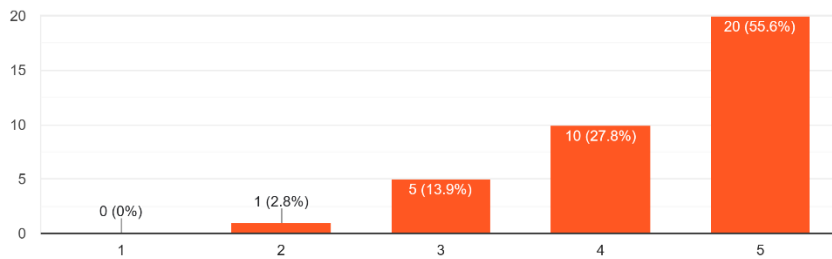
A classroom culture that supports Waldorf ideals

36 responses



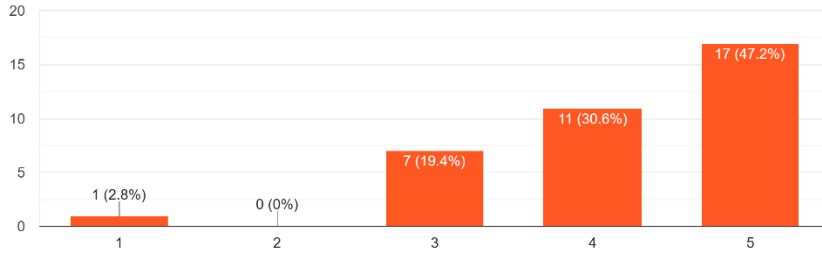
A community culture that supports Waldorf ideals

36 responses



Events, Community and Cultural Activities

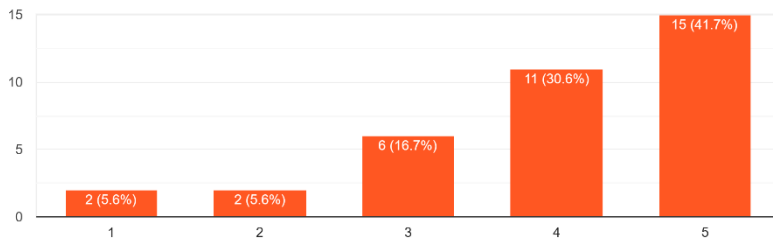
36 responses



Results Pertaining to School Climate, and Social, Emotional and Physical Safety

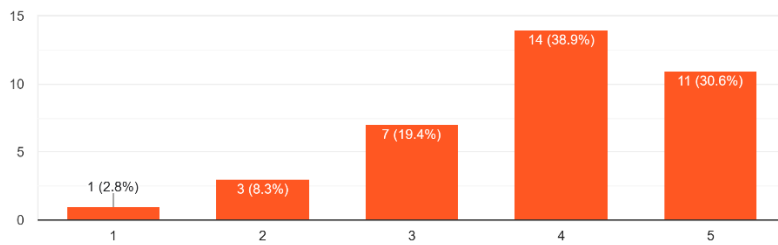
Heartwood provides a positive and safe environment for my child.

36 responses



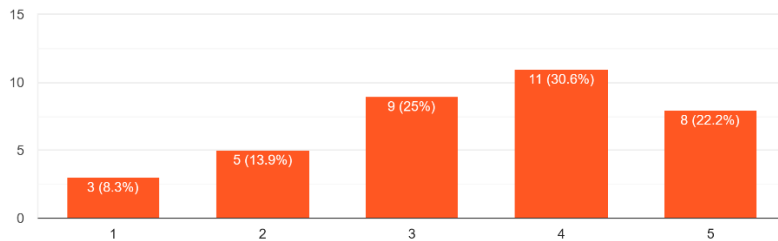
My child is encouraged and supported by faculty and staff to develop healthy relationships at school.

36 responses



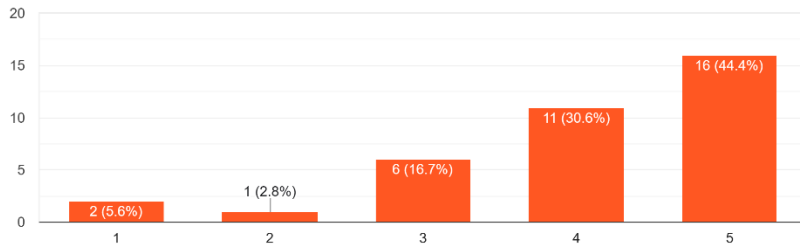
My child is guided to navigate peer relations and solve peer conflict.

36 responses



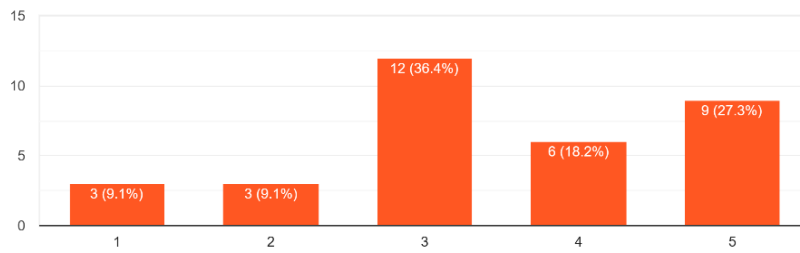
The school provides a safe learning environment for students, free of racial discrimination, gender identity discrimination, and harassment.

36 responses



The school is proactive and offers adequate social-emotional support for it's students when they struggle with personal or social issues.

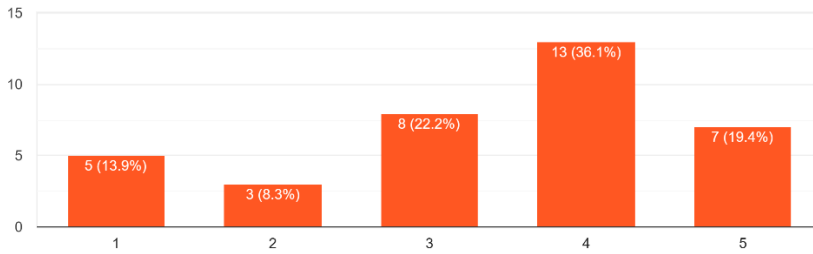
33 responses



Results pertaining to communication from the School

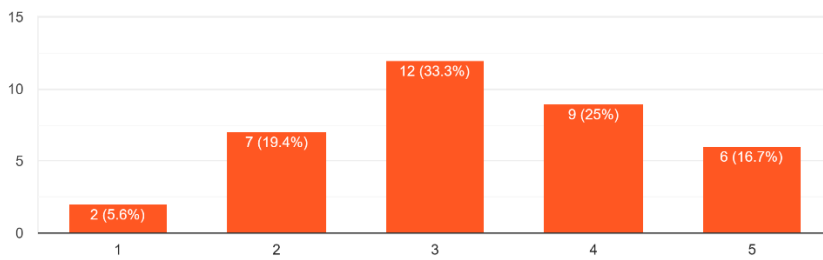
I generally feel well informed by the school.

36 responses



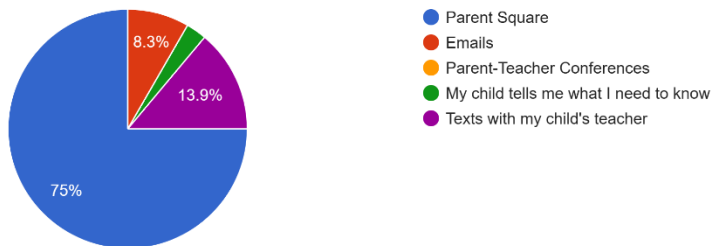
I am kept well-informed about my child's progress and school experience.

36 responses



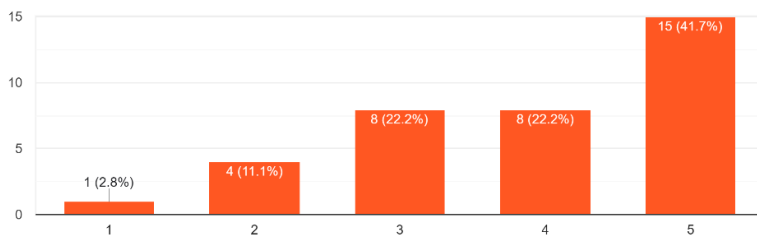
I get most of my communications from:

36 responses



My child's teacher provides informative class parent meetings.

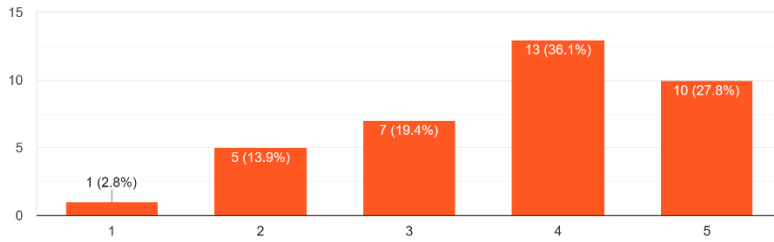
36 responses



Results about the Office, Staff, Administration, Faculty and Governance

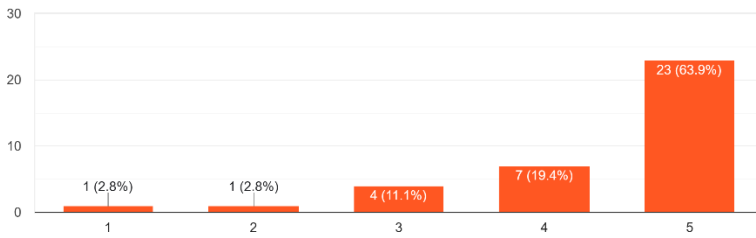
I feel the office and it's staff is helpful, courteous, responsive, and welcoming.

36 responses



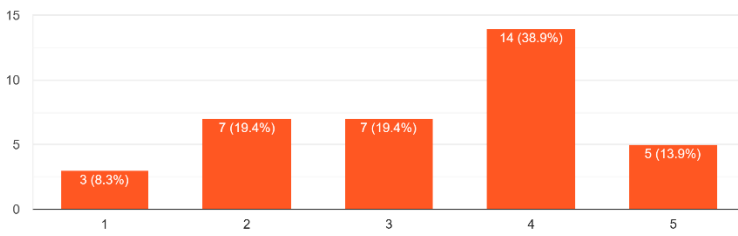
I feel my child's teacher(s) is responsive to me and my child.

36 responses



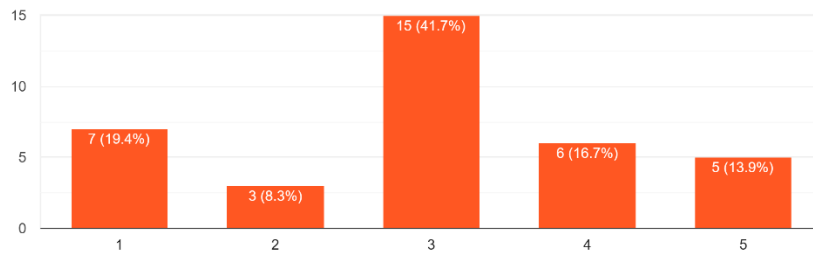
I feel the school Administrator is effective and responsive to the needs of the school and my family.

36 responses



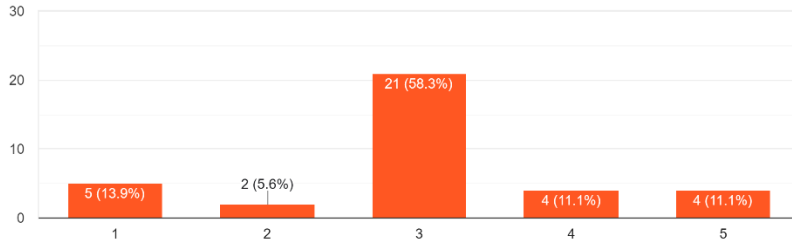
I feel well informed about the governance of the school.

36 responses



I feel well-informed about the work of the Board.

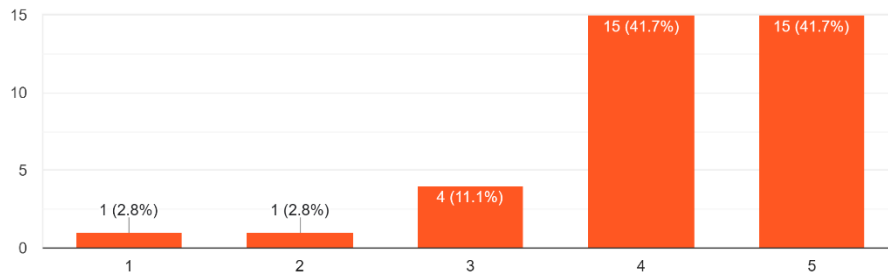
36 responses



Overall Impression of the School

What is your overall impression of the school?

36 responses



Improvements for next survey

Instruct parents to fill a separate survey for each grade where they have student enrolled

Instruct parents to provide grade level in written comments for better context

For Academics, instruct parents to omit responses for TK and K beyond Main Lesson

Distribute surveys in mid-May

Exit survey for eighth

Heartwood Charter

CAASPP Test Scores 2024-25

Report to the Board

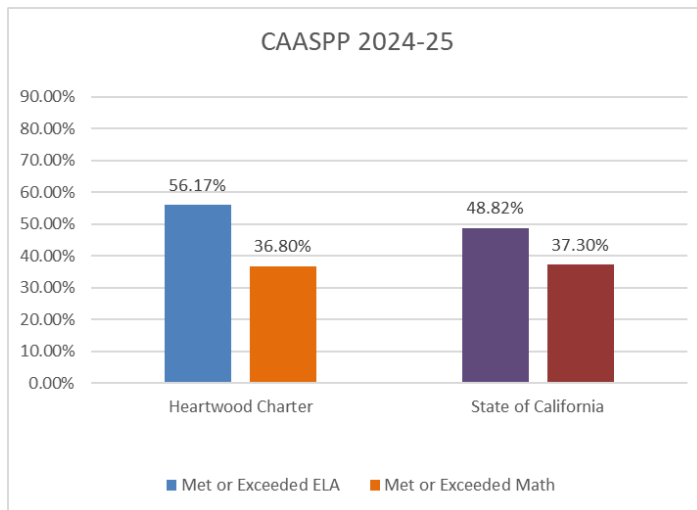
10/15/2025

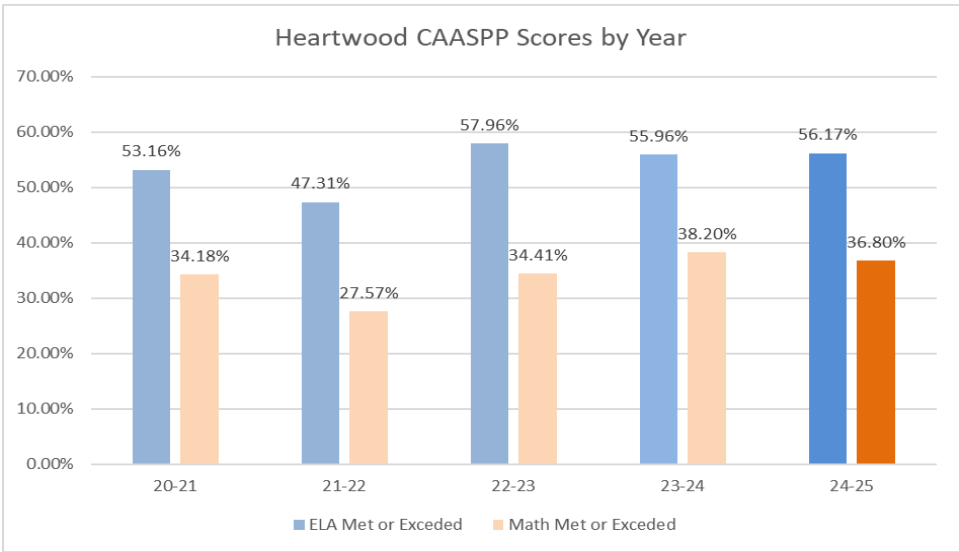
CAASPP academic testing again proceeded in standard form for the 2024-25 school year. Resultant average test scores saw slight change, with a slight increase in ELA Met or Exceeded percentages, and an approximately 1.5% decline in Math Met or Exceeded scores. The state has made test scores an important factor for charter renewal, requiring above average test scores for placement on the High Track, which could make the school eligible for a streamlined 5-to-7-year renewal.

Test scores are expressed in quartiles, with the top quartile being Standard Exceeded, the next quartile down being Standard Met, then Standard Nearly Met, then Standard Not Met as the lowest quartile. For this purpose, we will focus on the sum of the percentages for the top two quartiles, Standard Met plus Standard Exceeded.

Another summary level consolidation is the tests into two chief categories, English Language Arts (ELA) and Math, which will be the focus of this summary.

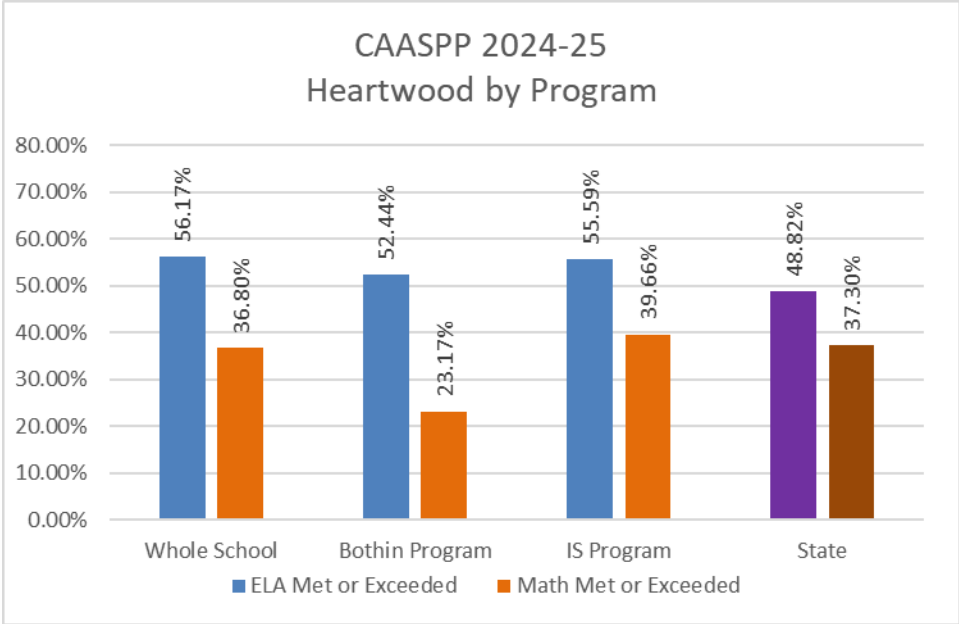
Test scores for Heartwood 2024-25 show mixed results over the prior school year. ELA scores exceeded state averages by approximately 7.5 percentage points, which is less than the prior year's approximately 8 percentage point exceedance. The Whole School average fell behind the state average for Math by about 0.5 percentage points. Shown below are scores vs state averages as well as progression through the past four years.





Results by Program

The results by program show divergence, with the Independent Study program higher in both ELA and Math. The Independent Study program exceeds State results in both categories, where Bothin exceeds in ELA, but lags in Math.



Implied improvement areas

- Math needs significant improvement, across programs and across most grades.
- ELA improvement could elevate the programs.
- Participation is high, but may have missed the threshold of 95%.
- Longitudinal improvement metrics could offer better understanding of problem areas.